 Drainage Divide
(Land to the east of the drainage divide is contained within the study area)

LEGEND




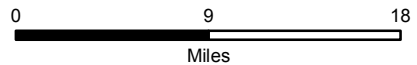
-  Drainage Divide
-  Port Orange City Boundary
-  Volusia County Boundary

FIGURE 7 - 1
Coastal Study Area

CITY OF PORT ORANGE
COMPREHENSIVE PLAN UPDATE 2010

SOURCE: City of Port Orange Community Development
July 2010



1 inch equals 9 miles