

# PERMANENT SIGN APPLICATIONS

THE FOLLOWING ARE THE MINIMUM REQUIREMENTS. ANY MISSING ITEMS WILL RESULT IN AN INCOMPLETE APPLICATION, WHICH MAY NOT BE ACCEPTED FOR REVIEW.

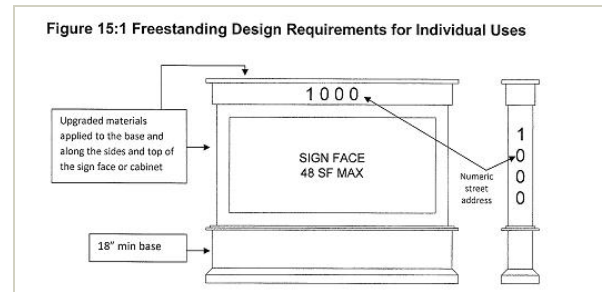
## Wall Signage

### Application Requirements

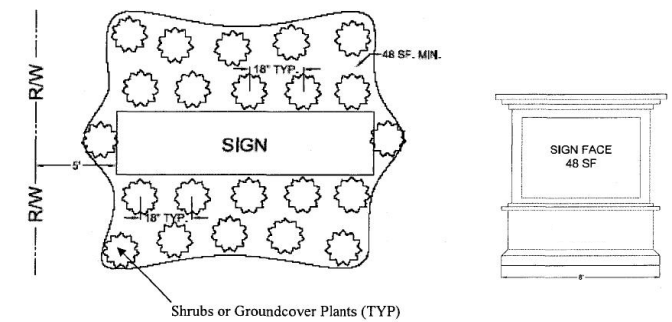
- Name, address, and phone number of the property owner and licensed sign company erecting the sign.
- Street address or legal description for the sign being installed.
- Height, size, style, colors, materials, and location of the proposed sign.
- Written permission of the property owner, his lessee, or agent to erect the proposed sign.
- A plan, drawn to scale, showing all pertinent structural and electrical details, wind pressure requirements and materials in accordance with the FL Building Code. (Signed & sealed)
- A statement verifying the height, size, and location of existing signage on the premises.
- A plan or sketch, drawn to scale, showing the location of the landscape area in accordance with Chapter 15, Section 4(d), LDC.

- 3 copies of elevation drawings, showing area where sign is to be mounted.
- 3 copies of structural drawings.
- Sign area.
- Sign height and width.
- Material and colors.
- Signed and sealed drawings showing attachment of sign to structure, including fastenings and wind design data.

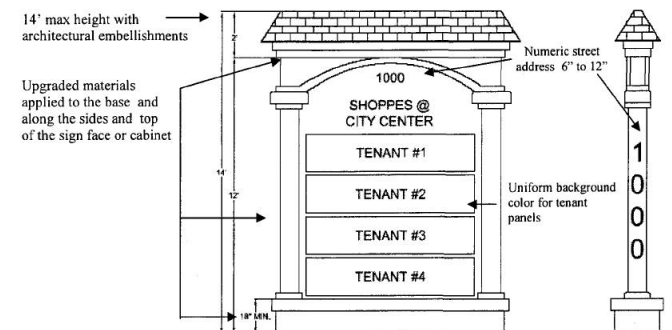
**Figure 15:1 Freestanding Design Requirements – Individual Uses**



**Figure 15:2 Landscape Requirements for Freestanding Signs**



**Figure 15:3 Multi-Tenant Freestanding Design Requirements**



### Freestanding Signage

The following information is required to be indicated on the drawings for the proposed sign or as a separate attachment to the application, as indicated.

#### On drawings (3 copies):

- Sign area.
- Sign height and width.
- Sign must have 18" minimum base.
- Base and cabinet must be designed to incorporate colors, materials, and style to be compatible with primary building.
- Sign must include address numbers (6" minimum) along cabinet side facing the street and AT THE TOP of both sides, above or at the top of the sign face.
- Signed and sealed structure and foundation drawings, including wind design data.

#### On site plan (3 copies):

- Indicate, to scale, location of proposed sign.
- Indicate setback from the right-of-way and compliance with visual clearance angles (Chapter 16, Section 6, LDC).
- Landscape plan in accordance with Chapter 15, Section 4(d), LDC.



# PERMANENT SIGNS

THE FOLLOWING ARE THE MINIMUM REQUIREMENTS. ANY MISSING ITEMS WILL RESULT IN AN INCOMPLETE APPLICATION, WHICH MAY NOT BE ACCEPTED FOR REVIEW.

## Application Requirements

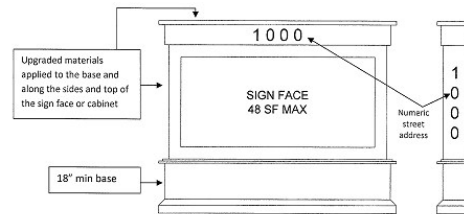
- Name, address, and phone number of the property owner and licensed sign company erecting the sign.
- Street address or legal description for the sign being installed.
- Height, size, style, colors, materials, and location of the proposed sign.
- Written permission of the property owner, his lessee, or agent to erect the proposed sign.
- A plan, drawn to scale, showing all pertinent structural and electrical details, wind pressure requirements and materials in accordance with the FL Building Code. (Signed & sealed)
- A statement verifying the height, size, and location of existing signage on the premises.
- A plan or sketch, drawn to scale, showing the location of the landscape area in accordance with Chapter 15, Section 4(d), LDC.

## Wall Signage

- 3 copies of elevation drawings, showing area where sign is to be mounted.
- 3 copies of structural drawings.
- Sign area.
- Sign height and width.
- Material and colors.
- Signed and sealed drawings showing attachment of sign to structure, including fastenings and wind design data.

Figure 15:1 Freestanding Design Requirements—Individual Uses

Figure 15:1 Freestanding Design Requirements for Individual Uses



## Freestanding Signage

The following information is required to be indicated on the drawings for the proposed sign or as a separate attachment to the application, as indicated.

### On drawings (3 copies):

- Sign area.
- Sign height and width.
- Sign must have 18" minimum base.
- Base and cabinet must be designed to incorporate colors, materials, and style to be compatible with primary building.
- Sign must include address numbers (6" minimum) along cabinet side facing the street and AT THE TOP of both sides, above or on the sign faces.
- Signed and sealed structure and foundation drawings, including wind design data.

### On site plan (3 copies):

- Indicate, to scale, location of proposed sign.
- Indicate setback from the right-of-way and compliance with visual clearance angles (Chapter 16, Section 6, LDC).
- Landscape plan in accordance with Chapter 15, Section 4(d), LDC.

Figure 15:2 Landscape Requirements for Freestanding Signage

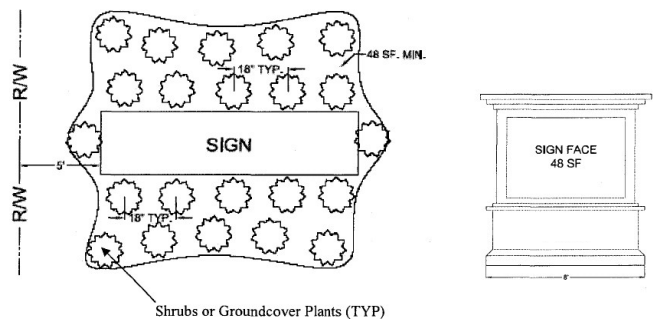


Figure 15:3 Multi-Tenant Freestanding Design Requirements

